

# **WEEK FIVE**

We Should Worship Together

# WEEK FIVE BIBLE STUDY

## We Should Worship Together

“Gallup and other similar polls consistently report that about 40% of Americans are attending church on any given Sunday....But numbers from actual head counts of people attending Orthodox Christian churches showed that 17% of the population attended a Christian church on any given weekend.”- Eric Michael Roberts

Said another way, somewhere between **60%-83% of Americans are not going to church.**

Why do you think this is?

The Bible says in Colossians 3:16, “Let the message of Christ dwell among you richly as you teach and admonish one another with all wisdom through psalms, hymns, and songs from the Spirit, singing to God with gratitude in your hearts.”

It also says, in Hebrews 10:25, “Let us not neglect our meeting together, as some people do, but encourage one another, especially now that the day of his return is drawing near.”

Why is it important for us to meet and worship together?

What benefits have you personally received from time spent with other Christians?

Here are some other verses that support the idea that meeting together is important:

Psalms 47:1

Psalms 34:3

I Chronicles 19:20

Proverbs 27:17

Proverbs 11:14

# WEEK FIVE GUITAR SESSION

Week 5 is about reinforcement of everything we have been learning so far. Have fun this week and keep having fun. Next week we will be playing a full worship song together!

## Goals

1. Practice Chord Progressions and Strumming Patterns for “How Great is Our God”

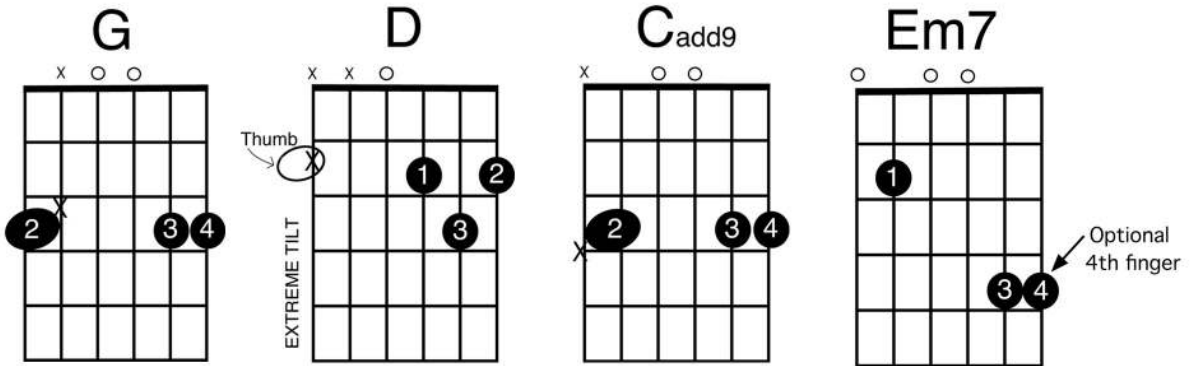
## Quick Tips for Guitar Session

1. **Third Finger Anchor** - On the E minor chord, you can also leave your third and fourth finger down if you want to. It still sounds great it just adds a high sparkle to the E minor chord.
2. **Want to sing and play?** – Starting off singing and playing can be difficult but don't worry... it does not come naturally to most people. When you start playing the progressions this week for How Great is Our God, you can begin to hum the melody as you are strumming. This will help you get over the awkward feeling and you will be able to start singing the words soon!
3. **Keep a steady rhythm!** – It is very important that you start slowly with the progressions and don't break the rhythm. You won't be able to play the song if you break rhythm between chord changes. Play the progressions as slow as you need to this week so that you can play them without breaking the rhythm between changes.

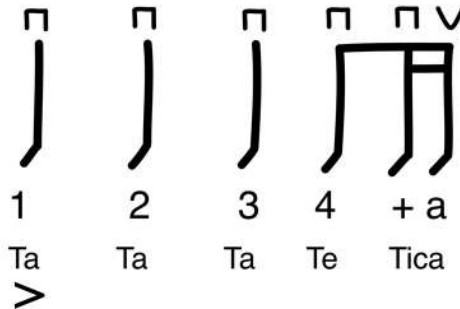
**Still having trouble?** It is very important that you start feeling comfortable this week so you can play the whole song by next week. Talk to your class facilitator right away or email me about the trouble you are facing. You can even send me a quick video of the problem. I will help you! Send your email to [biblestudy@worshiptheking.com](mailto:biblestudy@worshiptheking.com) or join me on the Facebook Group and upload your video!

## WEEK 5 GOAL:

- PRACTICE CHORD PROGRESSIONS AND STRUMMING PATTERN FOR HOW GREAT IS OUR GOD



### Verse Strumming Pattern

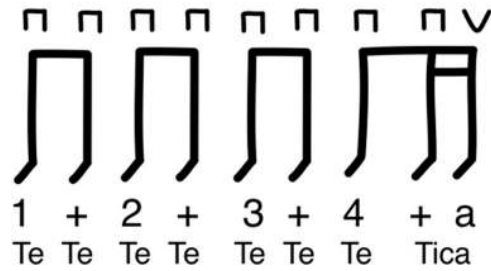


### Verse Chord Pattern - 4 Beats Each

**G      G      Em      Em      C      C**

G / / / /      / / / /      Em / / / /      / / / /  
 The splendor of a King,      clothed in majesty  
    C / / / /      / / / /  
 Let all the earth rejoice, all the earth rejoice  
 G / / / /      / / / /      Em / / / /      / / / /  
 He wraps Himself in light, and darkness tries to hide  
    C / / / /      / / / /  
 And trembles at His voice, trembles at His voice

## Chorus and Bridge Strumming Pattern



## Chorus and Bridge Chord Pattern - 4 Beats Each

**G G Em Em C D G G**

G //// G ////

How great is our God, sing with me,

Em //// Em ////

How great is our God, all will see

C //// D //// G //// ////

How great, how great is our God

## Bridge

G //// //// Em //// ////

Name above all names, Worthy of all praise,

C //// D //// G //// ////

My heart will sing How great is our God.

Finger Exercise:

